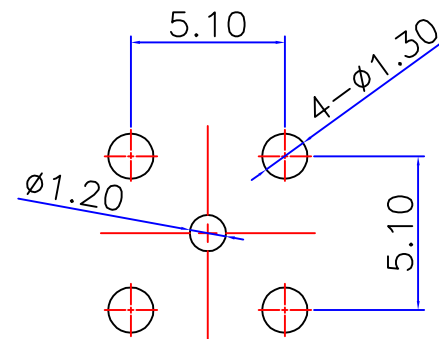
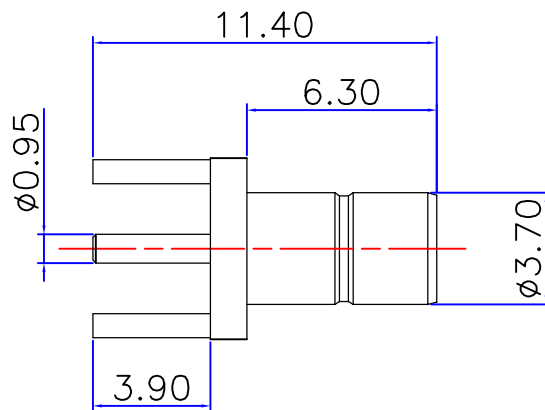
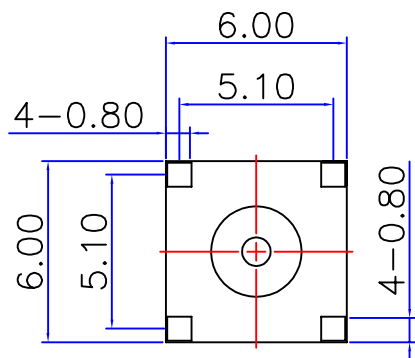




PRODUCT NO:		DS807FPS0015		
REV	DESCRIPTION	DWN	DATE	APPROVEN
A	FIRST ISSUE	W.cheng	2019/12/11	John kine
B				



RECOMMENDED PCB LAYOUT

SPECIFICATIONS:

IMPEDANCE: 50 ohms  
 FREQUENCY RANGE: 0~3GHZ  
 VSWR: 1.5MAX  
 WORKING VOLTAGE: 500V RMS@SEA LEVEL  
 INSULATION RESISTANCE: 1000 ohms min  
 TEMPERATURE RANGE: -55°C TO +155°C

1	BODY	BRASS	GOLD	1
2	INSULATOR	PTFE	WHITE	1
3	CONTACT PIN	BRASS	GOLD	1
4				
5				
6				
7				
8				
9				
10				
NO	COMPONENT NUMBER	MATERIAL	FINISH	QTY

NOTE:	
DRAWN	2019/12/11
CHECKED	
APPROVALS	

TOIERANCE	UNLESS OTHER WISPECIFIED TOLERANCES IN MILLIMETERS ARE 0.5-8MM±0.020MM 8-30MM±0.40MM 30-120MM±0.50MM
VIEW	
UNIT	MM
SCALE	1 : 1

DOSIN INDUSTRIAL(HK)CO.,LTD 东莞市德索五金电子有限公司 Dongguan Dosin Hardware Electronics Co.,Ltd.		Web: <a href="http://www.dosinconn.com">http://www.dosinconn.com</a> dosin2005@dosin-china.com E-mail: dosin2005@163.com Tel: (0086)769-81153906 Fax: (0086)769-81875836
NAME: SMB JACK CONNECTOR		
SIZE A	PRODUCT NO: DS807FPS0015	REV A
DATE TIME	CAD FILE	SHEET: 1 OF 1
2019/12/11	H/companydrawings/BD	